













**Regional Teams Championship,
Sunday 26th April 2009, Ipswich**

Regional Voluntary Team Championship, Sunday 26th April 2009, Ipswich

Final Results

No	Name	Team													TOTAL	Pos
			SV	Score	SV	Score	SV	Score	SV	Score	SV	Score	SV	Score		
10	Steven Jehu	South West	5.8	14.450	4.0	13.250	5.1	13.600	6.2	15.600	4.2	12.350	4.6	12.750	82.000	1
29	Clinton Purnell	Wales	5.1	13.650	4.4	12.500	5.2	13.750	6.2	15.200	4.5	12.900	4.5	12.400	80.400	2
39	Anthony Hughes	East 1	5.0	12.900	4.5	13.250	4.7	13.750	4.6	13.800	4.2	12.950	4.4	12.600	79.250	3
34	David Mott	East 1	4.3	12.500	5.5	13.700	5.3	13.800	3.8	12.550	4.8	13.550	4.5	12.250	78.350	4
40	Cameron MacKenzie	East 2	5.0	13.200	4.6	12.450	4.5	12.600	5.4	14.700	4.9	12.000	4.1	12.200	77.150	5
37	Maximilian Bennett	East 2	4.8	11.400	4.1	11.600	3.8	12.650	5.4	14.450	4.1	12.950	5.9	13.400	76.450	6
48	James Wythe	South East	4.2	12.900	3.6	12.400	4.4	12.850	4.6	13.900	4.1	13.650	3.1	10.600	76.300	7
41	Ahmad Thomas	East 2	4.6	13.150	4.1	12.450	4.9	13.150	5.4	14.050	4.4	12.600	4.5	10.700	76.100	8 =
20	Vincent Copp	London	4.8	13.200	4.1	12.000	4.2	12.350	5.4	14.550	3.5	12.500	3.6	11.500	76.100	8 =
21	Thomas Gibbs	London	4.6	12.550	4.8	11.600	4.4	12.750	4.6	13.450	4.6	13.200	4.1	11.300	74.850	10
45	Richard Mochrie	South East	4.5	13.400	4.8	13.700	4.4	13.100	3.0	10.000	4.4	11.100	4.2	12.050	73.350	11
44	Grant Gardiner	South East	4.7	13.300	4.3	11.000	3.8	12.300	5.4	14.600	4.5	11.900	4.9	10.100	73.200	12
22	Henry McDermott	London	4.7	12.650	3.5	11.850	3.0	11.100	4.6	13.900	3.5	12.900	3.2	10.600	73.000	13
28	Harry Owen	Wales	4.4	11.900	3.6	9.850	3.9	12.650	5.4	14.600	3.7	12.550	2.6	10.750	72.300	14
38	Alex Brailsford	East 2	4.4	11.650	4.2	13.200	4.4	11.550	4.6	13.500	4.0	11.100	3.0	10.800	71.800	15
5	Timothy Sanders	South	4.9	12.200	2.8	5.350	5.2	14.300	6.2	15.200	4.4	12.600	3.2	11.100	70.750	16
19	John Carter	London	4.7	11.550	3.9	11.400	3.6	12.050	4.0	12.600	3.3	10.800	3.5	11.800	70.200	17
30	Alex Rothe	Wales	4.8	12.600	3.9	11.400	1.9	9.000	4.0	13.000	3.2	11.900	3.6	11.600	69.500	18
26	Josh Gallagher	Wales	4.4	12.000	3.9	10.900	2.6	10.500	4.0	12.900	3.2	11.650	2.5	9.500	67.450	19
15	Joshua Hogarth	North West	4.1	11.800	3.7	12.100	3.3	11.000	4.0	13.000	3.9	10.450	3.4	8.750	67.100	20
8	Tim Champion	South West	3.8	11.600	3.7	11.450	1.8	10.050	4.0	12.800	2.8	10.750	2.2	9.700	66.350	21
12	Laurence Sale	South West	4.4	12.700	2.7	6.350	3.1	10.800	4.6	13.350	4.1	11.800	3.8	10.300	65.300	22
46	Edmund Figueredo	South East	3.5	12.750	2.9	8.350	1.8	10.500	3.8	12.650	3.2	12.200	2.1	8.450	64.900	23
17	Richard Sanders	North West	3.5	11.700	3.1	9.750	2.4	10.100	3.8	12.700	3.0	10.850	1.7	9.400	64.500	24
13	Sam Fern	North West	4.0	11.100	4.5	12.500	5.3	13.450	5.4	14.350	4.0	11.500	0.0	0.000	62.900	25
2	Thomas Forster	South	4.2	12.000	2.9	9.150	2.8	9.100	4.6	13.650	3.1	10.700	2.3	8.050	62.650	26
16	Anton Hudson	North West	5.0	11.000			4.0	12.700	5.4	14.800	3.7	11.300	4.6	12.350	62.150	27
9	Mitchell Jarvis	South West	4.2	12.100	2.9	11.750	4.1	12.500			4.2	12.800	4.4	11.300	60.450	28
32	George Chanarin	East 1	4.2	12.100	4.5	12.950	3.4	11.700	0.0	0.000	3.8	11.900	2.0	9.800	58.450	29
1	Tom Barnes	South	4.4	12.600	2.1	2.100	2.8	11.250	4.6	13.100	3.0	11.050	2.4	6.450	56.550	30
14	Michael Finch	North West	4.0	11.950	2.0	4.600	2.3	9.700	4.0	12.700	3.1	10.000	1.8	4.450	53.400	31
6	Peter Syckelmoore	South	5.3	13.650	5.9	11.850			4.6	13.700	4.2	10.600			49.800	32
43	Minesh Desai	South East			4.5	11.050	3.0	11.950	3.8	12.600	3.0	10.900	0.0	0.000	46.500	33
7	Andrew Berndes	South West			3.0	10.150	1.6	5.450	3.8	11.600	2.5	9.500	2.4	9.300	46.000	34
33	Joshua Goddard	East 2	3.5	11.950			1.8	6.650	3.8	12.700	3.1	12.150			43.450	35
11	Christopher Moore	South West	4.8	11.550					4.0	12.900					24.450	36
3	Nathan Jones	South					4.5	11.100					4.0	9.400	20.500	37

Team Scores

Team							TOTAL	POS
East 2	49.950	49.700	49.950	56.700	49.700	47.100	303.100	1
South East	52.350	48.150	50.200	53.750	48.850	41.200	294.500	2
London	49.950	46.850	48.250	54.500	49.400	45.200	294.150	3
South West	50.850	46.600	46.950	54.650	47.700	44.050	290.800	4
Wales	50.150	44.650	45.900	55.700	49.000	44.250	289.650	5
North West	46.550	38.950	47.250	54.850	44.100	34.950	266.650	6
South	50.450	28.450	45.750	55.650	44.950	35.000	260.250	7
East 1	37.500	39.900	39.250	26.350	38.400	34.650	216.050	8